

Modular Cooking - Meritus

Electric - Bain Marie

NEBM 4-75 (ME)



Due to continuous technical development, the image shown may not represent the latest design of the unit.

DESCRIPTION

Modular electric bain marie with 1.8 kW AISI round plate heater. Equipped with swing door. Usable for food warming before food distribution. Made of AISI 304 with 1.5 mm top thickness, temperature controlled, fully welded basin with 1 x 1/1 GN capacity, round heater is capable in delivering high temperature with consistent result.

OTHER AVAILABLE MODELS

- NEBM 8-75 (ME)

MAIN FEATURES

- Powered with 3 kW round disc heating element.
- Water capacity up to 15 liters.
- Basin is made of AISI 304 with depth of 210 mm.
- Usable water bath volume of 6 liters, equipped with overflow pipe.
- Manual water filling system with knob integrated on the front panel.
- Temperature control from 40 degree Celcius to 90 degree Celcius.
- Thermal-cut off when overheated.

CONSTRUCTION

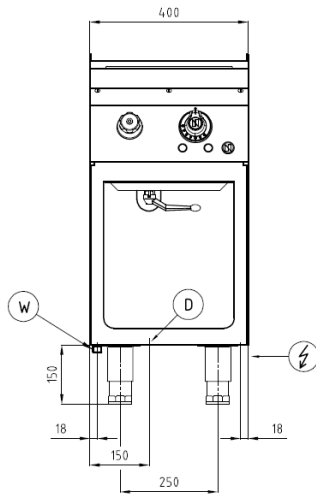
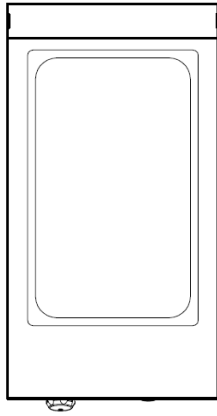
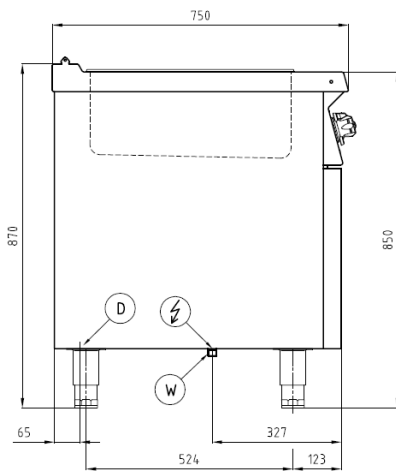
- External construction entirely with AISI 304.
- Top panel with 1.5 mm thickness. Orbital surface finishing: resistant toward scratches.
- Front panel is constructed of 0.8 mm AISI 304 with satin surface finish.
- Side panel is constructed of 0.8 mm AISI 304 with satin surface finish.
- Adjustable +/- 25 mm AISI leg.
- Nayati connection system between Meritus products on the front panels, cabinets, and splashbacks.
- Cabinet executed with H2 radius.
- Deep drawn front panel to minimize liquid penetration to the internal part.
- Gasket protection behind the knobs to prevent water to seeping in, prolonging main heating regulation parts.
- IPX5 water protection level.

INCLUDED ACCESSORIES

- N/A

OPTIONAL ACCESSORIES

- Power cable, H07RN-F (3 x 2.5 mm) p/mtr.
- Joint clip ME.
- Swing door 4-75 ME.

FRONT**TOP****SIDE**

*Overall dimension in mm

TECHNICAL DATA**External Dimensions**

Width	: 400 mm
Depth	: 750 mm
Height	: 850/870 mm

Cooking Surface

Cooking zones	: 15 liters, 310 x 510 mm
Heating zones	: 1
Control type	: Modulating temperature control

Electrical Supply Data

Total connected load	: 1.8 kW
Voltage	: 230V, 1NPE AC / 50-60 Hz
Recommended fuse	: 10 A (slow)

Connections

Water	: DN 15 (1/2")
Drain	: DN 20 (3/4")

Heat & Steam Emissions

Direct heat emission	: 0.225 kW
Latent heat emission	: 0.36 kW
Steam emission	: 0.53 kg/h

PACKAGING DATA

Width	: 430 mm
Depth	: 780 mm
Height	: 990 mm
Volume	: 0.33 m ³

WEIGHT

Net Weight	: 39 kg
Gross Weight	: 52 kg